

Appendix M ELAC Childcare Dashboard Monroe County 2018

Better ▲ Worse ▼
(Compared to State)

YOUNG CHILDREN AND FAMILIES



Young Children Ages 0-5

2016
7,756

Indiana 506,761

Young Children Living in Poverty

2015
25%

=

Indiana 25%

Percent of Income a Single Parent in Poverty Pays for High-Quality Care

2017
61%

▼

Indiana 54%

Children Living in Households Where All Parents Work

2015
60%

Indiana 65%

HIGH-QUALITY EARLY CHILDHOOD CARE AND EDUCATION



Children Enrolled in Known Programs

2017
3,125

Indiana 133,270

Children Enrolled in High-Quality Programs

2017
1,353

Indiana 49,300

High-Quality Enrollment in Known Programs

2017
43%

▲

Indiana 37%

High-Quality Enrollment Available for Children With All Parents Working

2017
29%

▲

Indiana 15%

EARLY CHILDHOOD CARE AND EDUCATION WORKFORCE



Early Childhood Care and Education Workforce

2017
916

Indiana 30,762

T.E.A.C.H. Scholarships Awarded

2017
51

Indiana 1,526

Annual Median Salary for Preschool Teachers

2016
\$22,230

▼

Indiana \$23,370

Projected Early Childhood Care and Education Workforce Deficit

2016
130

Indiana 8,195

KINDERGARTEN READINESS



Children Enrolled in Kindergarten

2017
85.4%

▼

Indiana 90.7%

Children Retained in Kindergarten

2017
5.0%

▼

Indiana 4.4%

Cost of Retention

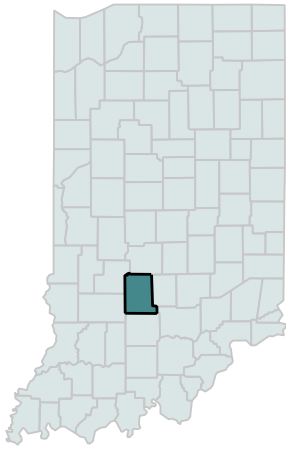
2017
\$350,973

Indiana \$22,672,339

Children Ready for School

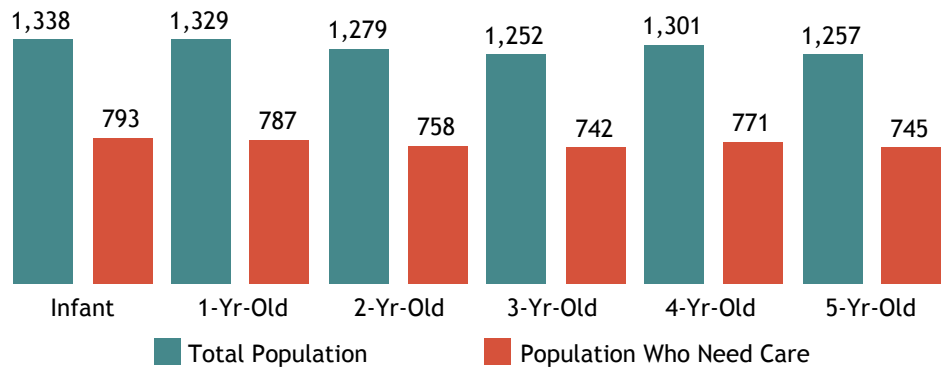
2017
?

2018 ELAC Dashboard Monroe County Profile

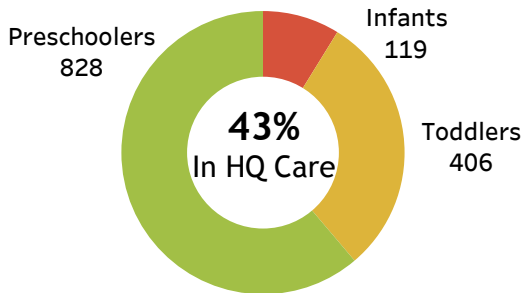


HOW MANY YOUNG CHILDREN LIVE IN THE COUNTY AND NEED CARE?

4,594 Young Children Need Care



HOW MANY CHILDREN ARE ENROLLED IN HIGH-QUALITY PROGRAMS BY AGE?

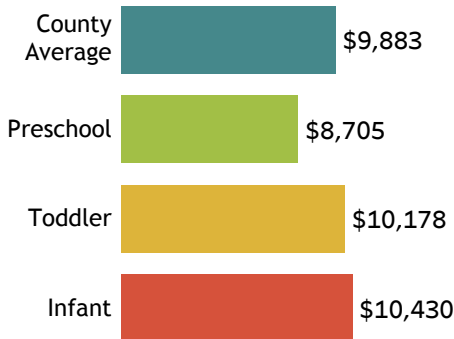


HOW MANY PROGRAMS ARE AVAILABLE?

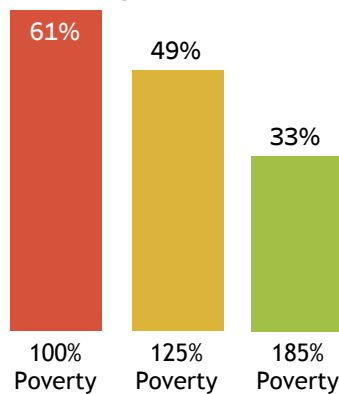
	Child Care Centers	School-Based	Registered Ministries	Family Child Care
Known	37	16	9	61
On PTQ	22	13	1	47
High-Quality	20	12	0	14

WHAT IS THE COST OF HIGH-QUALITY PROGRAMS BY AGE GROUP?

(State Average: \$8,818)

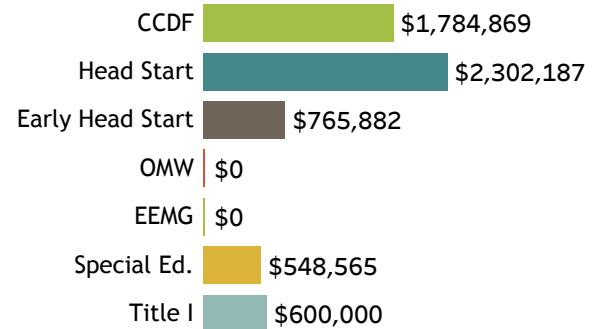


HOW MUCH OF THEIR INCOME DOES A SINGLE PARENT WITH ONE CHILD PAY FOR HIGH-QUALITY CARE?



HOW MUCH PUBLIC ASSISTANCE IS AVAILABLE TO SUPPORT FAMILIES?

Subtotal: \$6,001,503



\$18,718,402 is needed to fund high-quality care for young children living under 100% of FPL.

HOW IS EARLY LEARNING LINKED TO LATER SUCCESS?

